

Fybroc® Fiberglass Pumps

BULLETIN FL



HORIZONTAL ANSI P

SERIES 1500 HORIZONTAL PUMPS

ANSI/ASME B73.1 standard pumps featuring high strength casings with integral flanges are available in nineteen sizes with capacities to 5000 GPM (1140 m³/hr) and heads to 400 feet (125 m). *Request Bulletin 15B1.*



Fybroc® Fiberglass Pump

THE WORLD'S MOST COMPLETE LINE OF PUMPS

MATERIALS OF CONSTRUCTION

- VR-1, vinyl ester resin—handles vast majority of corrosive applications including most acids, caustics, brines, sea water, and wastewater.
- VR-1 BPO-DMA, vinyl ester resin with BPO-DMA cure system—used to accommodate applications for specific corrosion resistance to bleaches such as sodium hypochlorite (NaOCl) and hydrogen peroxide (H₂O₂).
- VR-1A, vinyl ester resin with abrasive resistant material—used for pumping liquids with low concentration highly abrasive fines such as fly ash, diatomaceous earth or titanium dioxide.
- VR-1V, vinyl ester resin with synthetic veil-fiberglass protection used specifically for fluoridic applications such as hydrofluoric acid (HF) and fluosilicic acid (H₂SiF₆).
- EY-2, epoxy resin—offers outstanding chemical resistance for aggressive chemical/compounds, acids, and solvents.

APPLICATIONS


- Abrasive Fines
- Acids
- Bleaches
- Brines
- Caustics
- Seawater
- Solvents
- Wastewater

MARKETS


- Chemical Process
- Electric Utilities
- Pulp & Paper
- Electronics
- Scrubbers
- Aquariums
- Desalination/Water Reuse
- Reverse Osmosis
- Commercial Marine/Navy

SERIES 1530 CLOSE COUPLED PUMPS

The space and weight savings of a close coupled pump are combined with the ruggedness of a standard Series 1500 pump. Sixteen sizes with capacities to 1500 GPM (345 m³/hr) and heads to 400 feet (125 m). *Request Bulletin 15B2.*




PUMPS



umps

FOR HANDLING CORROSIVE AND OTHER DIFFICULT LIQ



SELF-PRIMING PUMPS

SERIES 1600 SELF-PRIMING PUMPS

These self-primers combine efficiency with excellent priming times. Substantial parts interchangeability with Series 1500 pumps. Available in six sizes with capacities to 1400 GPM (320 m³/hr) and heads to 300 feet (95 m). *Request Bulletin 16B1.*



SERIES 1630 CLOSE COUPLED SELF-PRIMING PUMPS


The benefits of the close-coupled pump are integrated with the features of the Series 1600 pump. Six sizes with capacities to 1400 GPM (320 m³/hr) and heads to 300 feet (95 m). *Request Bulletin 16B1.*



MAG-DRIVE PUMPS

SERIES 2530 CLOSE COUPLED SEALLESS PUMPS


Available in VR-1, VR-1 BPO-DMA & EY-2 materials with silicon carbide shaft, sleeve bearing and thrust bearings. ANSI/ASME B73.1 dimensions with 3/16" FRP containment can. Ten sizes with capacities to 1,500 GPM (350 m³/hr) and heads to 400 feet (125 m). Self-priming configurations are also available. *Request Bulletin 25B1.*



VERTICAL & CANTILEVER PUMPS



U I D S



SERIES 5500 VERTICAL SUMP PUMPS

Sump pumps are furnished in lengths (settings) from 18 inches to thirty feet with optional tailpipes. Nineteen sizes with capacities to 5000 GPM (1140 m³/hr) and heads to 275 feet (85 m). *Request Bulletin 55B1.*



SPLIT SLEEVE
BEARING

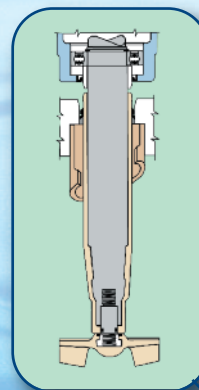


SERIES 5530 DRY PIT VERTICAL PUMPS


Designed for the most difficult dry pit applications, these pumps are available in 16 sizes with capacities to 1400 GPM (320 m³/hr) and heads to 400 feet (125 m). *Request Bulletin 55B2.*

SERIES 7500 CANTILEVER SUMP PUMPS

These pumps, with optional recessed impeller design, are available in lengths (settings) from 18 inches to 4 feet with optional tailpipes. Nineteen sizes with capacities to 5000 GPM (1140 m³/hr) and heads to 200 feet (65 m). *Request Bulletin 75B1.*



OPTIONAL
FIBERGLASS
SLEEVE



SERIES 7530 CLOSE COUPLED CANTILEVER PUMPS

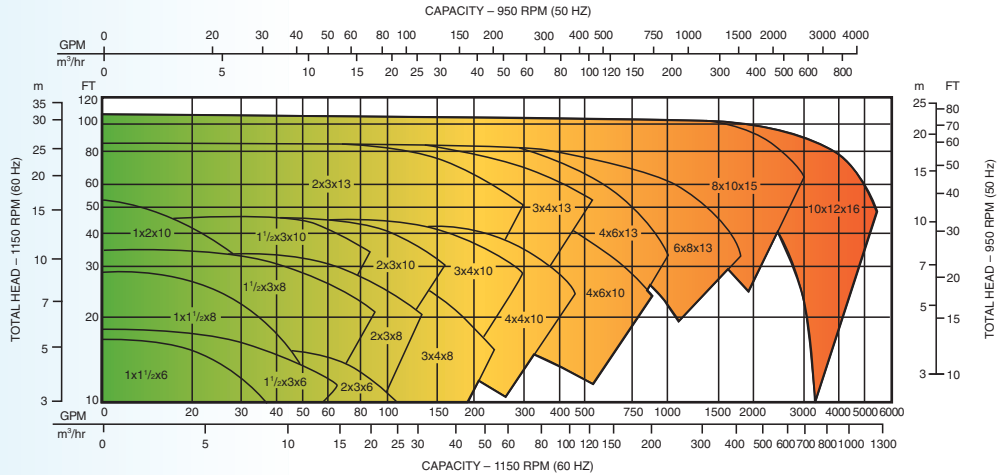
These pumps are designed for use on shallow recirculation sumps such as those found on liquid scrubbers. Five sizes with capacities to 600 GPM (140 m³/hr) and heads to 230 feet (75 m). *Request Bulletin 75B2.*



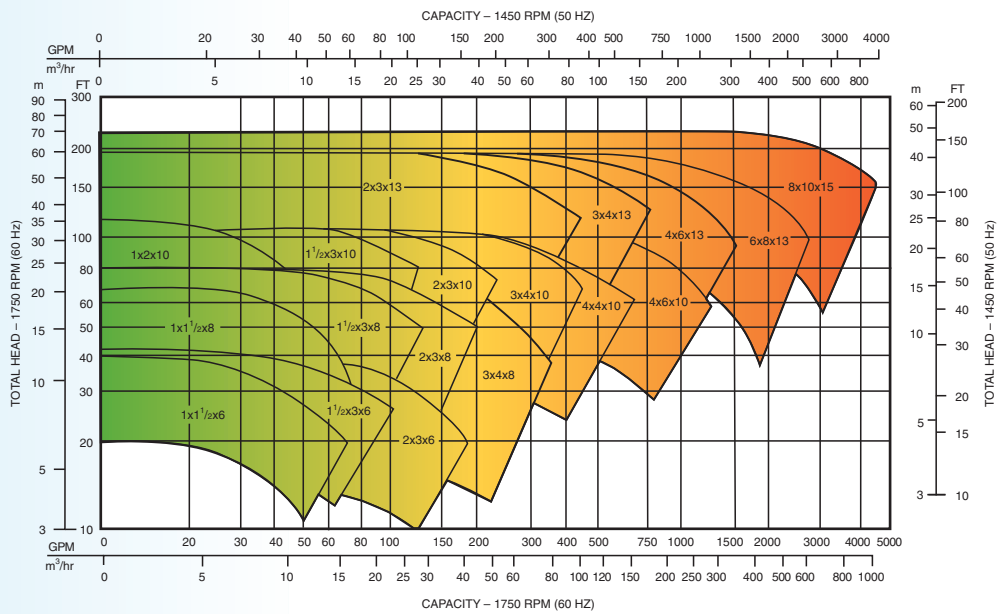
TYPICAL PUMP COVERAGE CHARTS

NOTE: Refer to product bulletins for actual hydraulic coverage of specific models/sizes

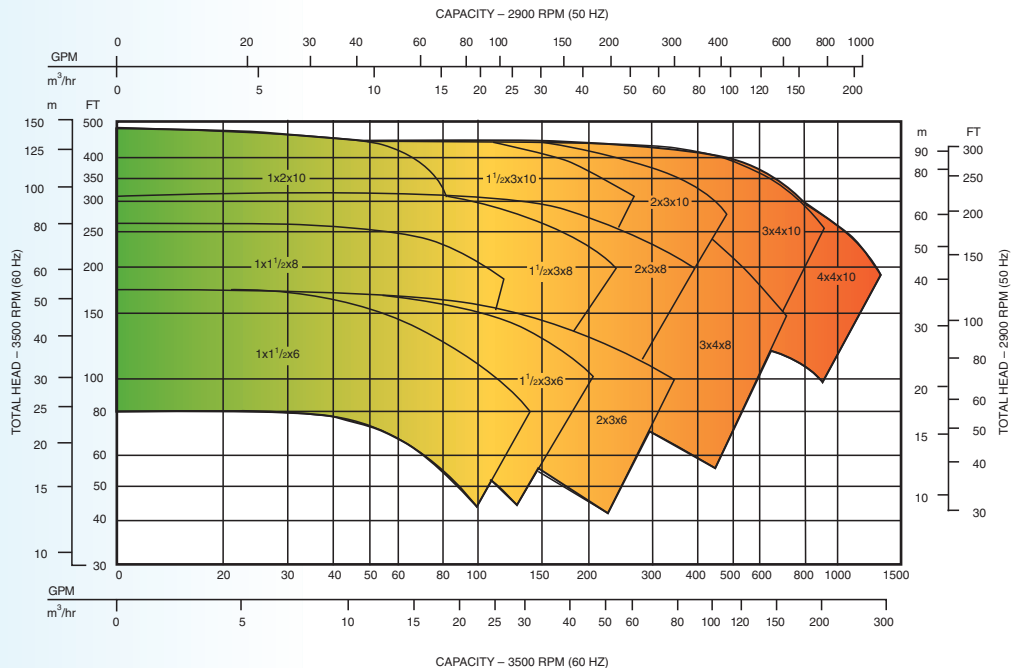
1150 RPM/60 HZ
950 RPM/50 HZ



1750 RPM/60 HZ
1450 RPM/50 HZ



3500 RPM/60 HZ
2900 RPM/50 HZ





INTRODUCING THE LATEST ADDITIONS TO THE FYBROC® PRODUCT LINE

SERIES 8500 VERTICAL TURBINE PUMPS



Single and/or multi-stage vertical pump with mixed flow impeller and casing designs furnished in variable pump lengths. Four sizes with capacities to 2250 gpm (510 m³/hr) and TDH to 85 feet (26 m) per stage. Request Bulletin 85B1.



SERIES NM WSB WAFER STYLE BUTTERFLY VALVES



Proprietary black polypropylene wafer style butterfly valves in sizes from 1.5 to 12 inches (40 to 300 mm). Lever operated to 6 inches (150 mm) and gear operated to 12 inches (300 mm). Rated up to 150 psi (10.3 bar) @ 140°F (60°C). Request Bulletin WSB1.

ABOUT MET-PRO GLOBAL PUMP SOLUTIONS

Met-Pro Global Pump Solutions, which combines the resources of the Company's internationally recognized Dean Pump®, Fybroc® and Sethco® brands, is a leading niche-oriented global provider of solutions and products for the pumping of corrosive, abrasive and high temperature liquids. Its broad range of high quality centrifugal pumps provide excellent performance for tough applications including pumping of acids, brines, caustics, bleaches, seawater, high temperature liquids and a wide variety of waste liquids for a broad range of applications including the chemical, petrochemical, metal finishing, wastewater treatment, desalination and aquarium/aquaculture markets. For more information, visit www.mp-gps.com.

ABOUT CECO

CECO Environmental is a leading global environmental technology company focused on critical solutions in the air pollution control, energy and fluid handling and filtration industries. Through its well-known brands, CECO provides a wide spectrum of products and services that play a vital role in helping companies achieve exacting production standards, and meet increasing plant needs and stringent emissions control regulations. For more information, visit the company's website at www.cecoenviro.com.



A CECO Environmental Company

700 Emlen Way • Telford, PA 18969

P: 215.723.8155 • TOLL-FREE: 800.FYBROC.1 • F: 215.723.2197

info@mp-gps.com • www.mp-gps.com

